

Elevating Work Platform (EWP) is a robust solution to making your work environments safer and more productive. EWPs reduce fatigue and maximize throughput. These mobile platforms are ideal for welding, assembly and maintenance areas where versatility and mobility are required. EWPs are designed to withstand daily usage in industrial environments and harsh conditions. The pneumatic model is rated for use in Class I, Div. 1 explosion-proof environments.

Options available for your specific requirements.



Electric Model (EWP-4-E)

- 120V / 15A
- Max. lift capacity: 500lbs
- Weight (approx.) 860lbs
- Table height lowered: 9.5"
- Table height raised: 53.38"
- Table: 22.5" x 71.0"



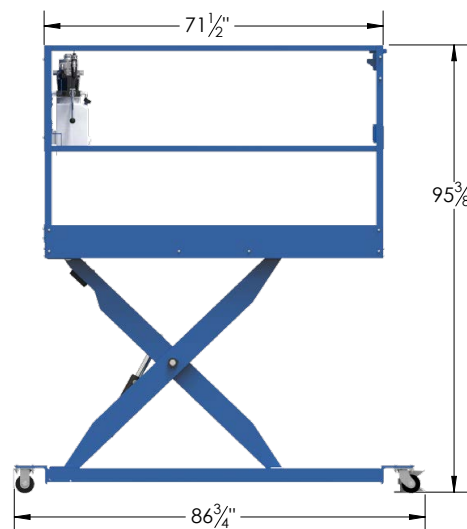
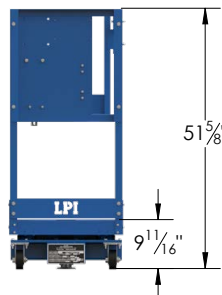
Pneumatic Model (EWP-4-P)

- 35 SCFM @ 80psi Air
- Max. lift capacity: 500lbs
- Weight (approx.) 860lbs
- Table height lowered: 9.5"
- Table height raised: 53.38"
- Table: 22.5" x 71.0"



Features

- Heavy-duty construction
- Pivoting caster wheels for increased mobility
- Foot activated position lock
- Durable, painted finish
- Enclosure dimensions: 22.8" x 71.5"



This product meets or exceeds applicable ANSI requirements for intended applications.

Elevating Work Table (EWT) is a robust solution to making your work environments safer and more productive. The work tables reduce fatigue and maximize throughput. The EWTs are ideal for welding, assembly and maintenance areas where versatility and mobility are required. EWTs are designed to withstand daily usage in industrial environments and harsh conditions. The pneumatic model is rated for use in Class I, Div. 1 explosion-proof environments.

Options available for your specific requirements.



Electric Model (EWT-4-E)

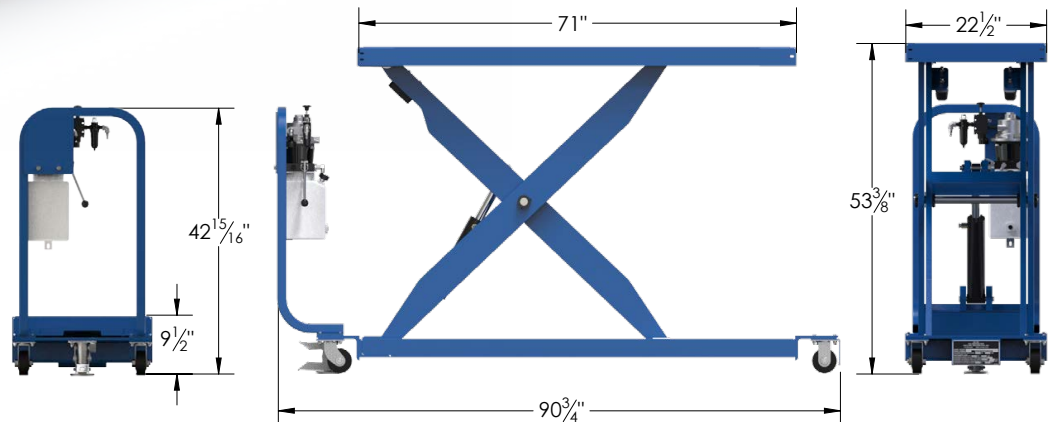
- 120V / 15A
- Max. lift capacity: 500lbs
- Weight (approx.) 700lbs
- Table height lowered: 9.5"
- Table height raised: 53.38"
- Table: 22.5" x 71.0"

Pneumatic Model (EWT-4-P)

- 35 SCFM @ 80psi Air
- Max. lift capacity: 500lbs
- Weight (approx.) 700lbs
- Table height lowered: 9.5"
- Table height raised: 53.38"
- Table: 22.5" x 71.0"

Features

- Heavy-duty construction
- Pivoting caster wheels for increased mobility
- Foot activated position lock
- Durable, painted finish
- Table size: 22.5" x 71"



This product meets or exceeds applicable ANSI requirements for intended applications.